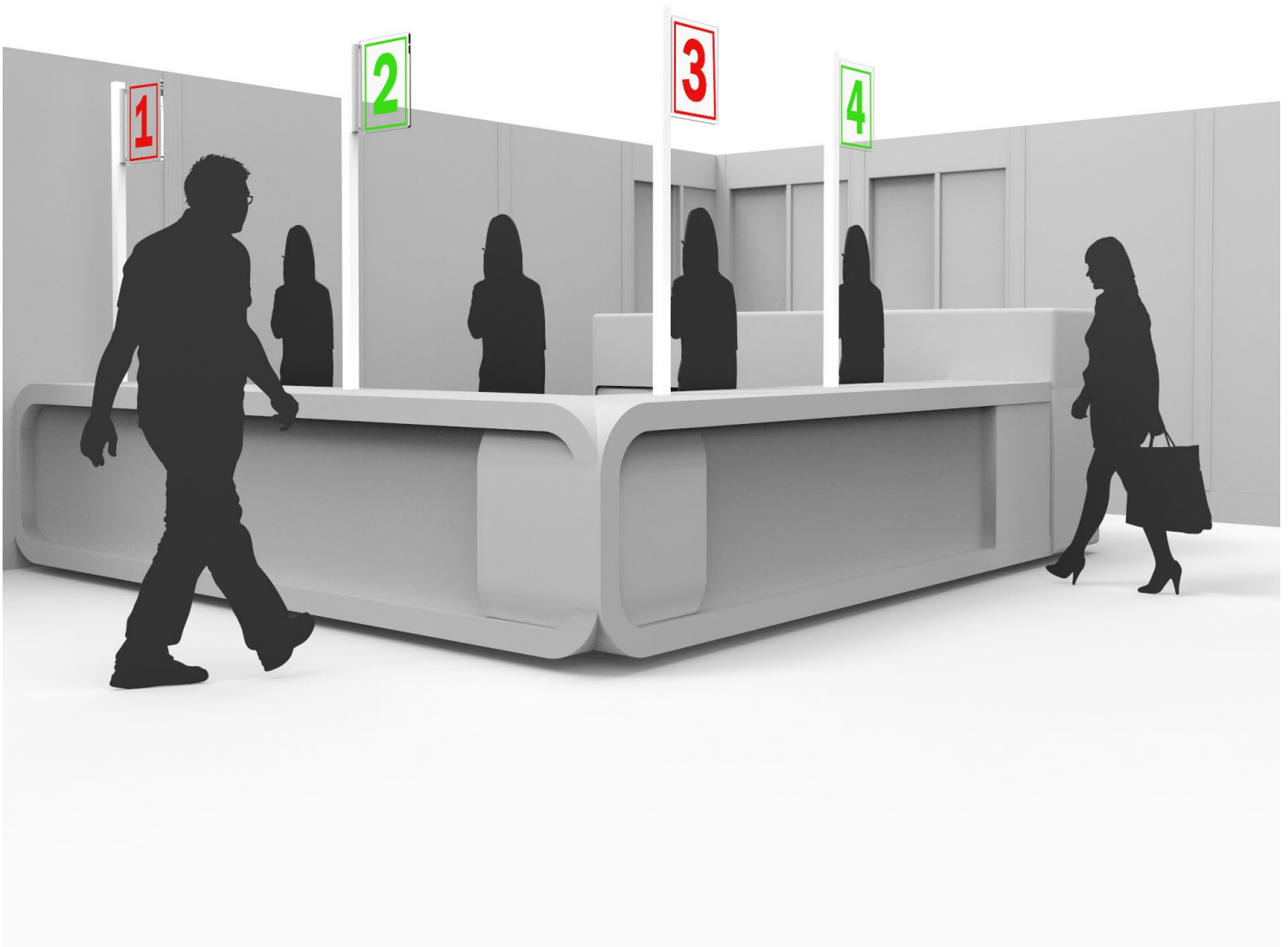


Forget the crowded checkout lanes

A study has shown that a minute spent in a queue during shopping is felt two times more. Consumers can be so frustrated that they go elsewhere.



Checkout Lane Manager

When we talk about the services a shop can offer we mean different components: number of available parking space, distance from home, traffic, is the consumer served by polite staff, or how much does it take to finally pay for the goods. On average, the last on list causes the most frustration. Our Checkout Lane Manager helps you to avoid frustration and solves the problem with a press of a button.

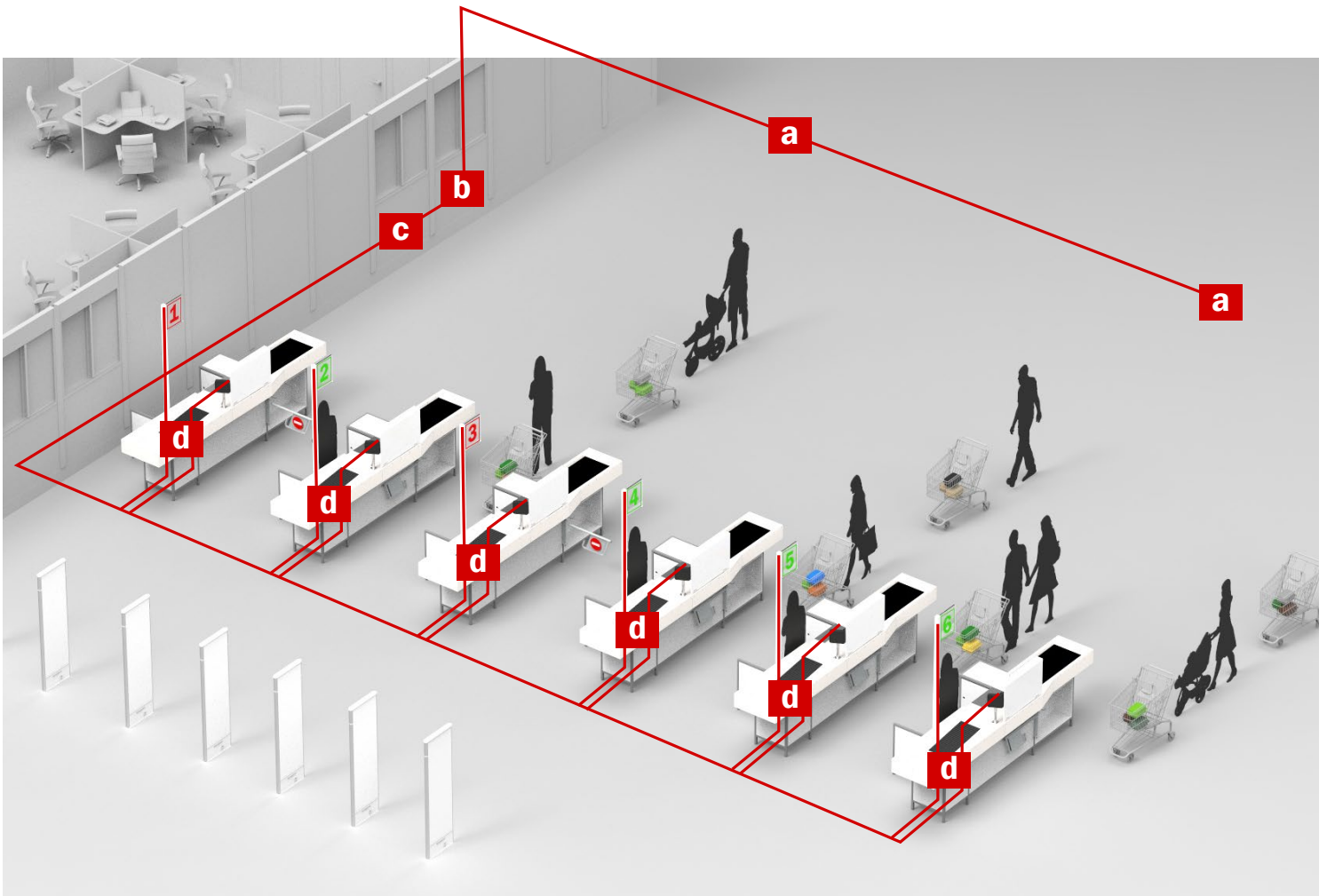


Product Features

- Dedicated buttons to open or close a cash register
- Optional buttons for promotions and information
- Easy installation
- Optionally switches on and off label and tag deactivators
- Up to 6 checkouts can be operated with a single central control unit

Benefits

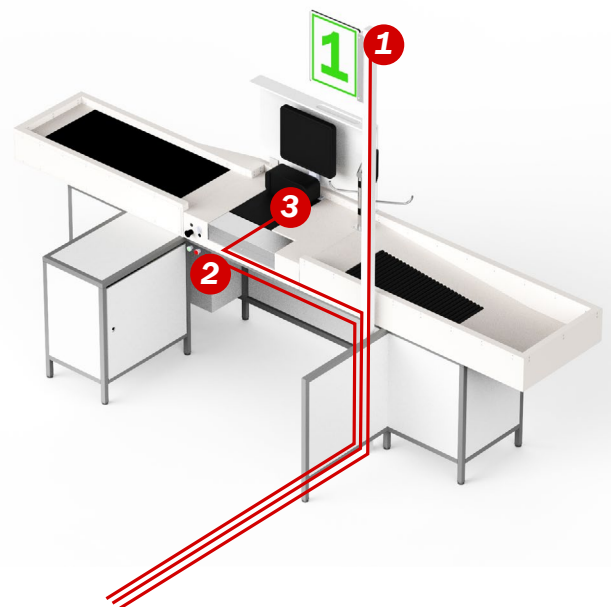
- Gives straightforward info on which cash register is open
- Avoids long and crowded queues that deter consumers
- Comfortable and efficient for both shoppers and sellers
- Creates a positive attitude that eliminates negative experiences
- Saves time and boosts sales
- Visible and audible channel to communicate promotions and additional info



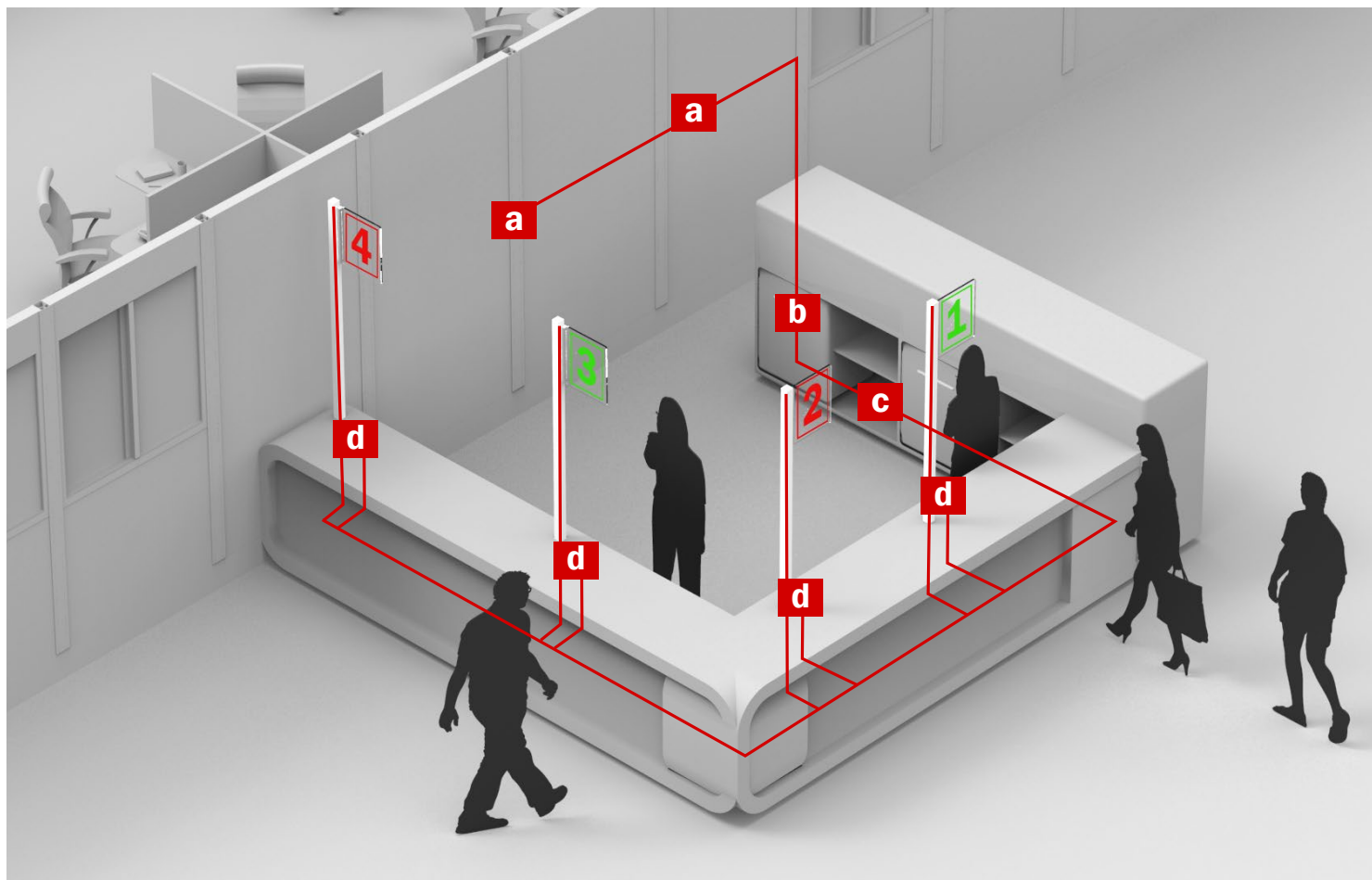
EXAMPLE WITH 6 CHECKOUTS

- a** Speakers
- b** Amplifier unit
with optional microphone
- c** Central Control Unit
1 unit can control max. 6 checkout points
- d** Checkout Point:
 - 1** Number Plate (unique design available)
 - 2** Control Modul
**can be placed on Central Control Unit. In this case checkout point is controlled from the staff office.*
 - 3** Optional Deactivator Pad

Checkout Point



Media: For opening and closing audio custom made media can be recorded. If a button is long-pressed, more audio (special offers or advertisements) can be played.



EXAMPLE WITH 4 HELPDESKS

- a** Speakers
- b** Amplifier unit
with optional microphone
- c** Central Control Unit
1 unit can control max. 6 checkout points
- d** Helpdesk Point:
 - 1** Number Plate (unique design available)
 - 2** Control Module

**can be placed on Central Control Unit. In this case helpdesk is controlled from the staff office.*

Media: For opening and closing audio custom made media can be recorded. If a button is long-pressed, more audio (special offers or advertisements) can be played.

Helpdesk Point

